

MA3506-22E-Licensing
Solution Provider-
Attachment 5-
license_info_to_vendors

| August 2022 |

Topics

1	Adobe	Page	03-05
2	2.1 Microsoft – NRK EA BOM	Page	06-07
	2.2 Microsoft – Cloud IQ CSP Extract	Page	08
	2.3 Microsoft – Azurerapport - Extract	Page	09-12
	2.4 Microsoft – NRK_Microsoft Baseline and TrueUp - Extract	Page	13-15
	2.5 Microsoft – Azure related- Extract		16-18

1. Adobe

Adobe (1/2)

Creative Cloud, Document Cloud and Software

The License Term of the Products and Services and any applicable Support commences on the later of Products and Services delivery or the identified start date. The end date of the License Term of the Products and Services and any applicable Support is the later of the amount of months comprising the identified License Term or the identified end date. The dates below only represent best estimates of the start and end dates of the License Term. "Support" services for the Products and Services are described at <https://helpx.adobe.com/support/programs/support-policies-terms-conditions.html>.

Line Number	SKU	Product Description	Billing Cycle	Quantity	Unit of Measure	License Term Start Date	License Term End Date
03	65274430	All Apps	Advance Annually - In	Unlimited number may be deployed within Enterprise; non-binding estimate of the number that will be deployed: 850.00	Enterprise -Wide	1 January 2020	31 December 2022
04	65300291	Single App	Advance Annually - In	Unlimited number may be deployed within Enterprise; non-binding estimate of the number that will be deployed: 210.00	Enterprise -Wide	1 January 2020	31 December 2022
05	65287022	Acrobat Pro DC	Advance Annually - In	200.00	Each USER Per Year	1 January 2020	31 December 2022

Adobe (2/2)

Adobe On-demand Services

Except as otherwise specified in this Sales Order, these On-demand Services terminate on the identified License Term End Date. Support <https://helpx.adobe.com/support/programs/support-policies-terms-conditions.html>

Line Number	SKU	Product Description	Billing Cycle	Quantity	Unit of Measure	License Term Start Date	License Term End Date
01	65283024	DCE Adobe Sign for enterprise TRNS	Advance Annually - In	3,000.00	Each Transaction Per Year	1 January 2020	31 December 2022
02	38054631	Stock Credits for All Assets	Advance Annually - In	3,000.00	Each PER CREDIT Per Year	1 January 2020	31 December 2022

2. Microsoft

2.1 Microsoft – NRK EA BOM (June 2022)

SKU	Produkter	# EA
AAD-33200	M365 E3 Unified FSA Sub Per User	3000
AAD-33204	M365 E3 Unified ShrdSvr ALNG SubsVL MVL PerUsr	1238
PEJ-00002	M365E5Security ShrdSvr ALNG SubsVL MVL PerUsr	4238
T6A-00024	O365 E1 Sub Per User	349
CE6-00003	EntMobandSecE5Full ShrdSvr ALNG SubsVL MVL PerUsr	349
FSZ-00002	Defender O365 P2 Sub Per User	349
AAA-22359	Win E5 ALng Sub Per User	150
N9U-00002	VisioPlan2 ShrdSvr ALNG SubsVL MVL PerUsr	21
HUR-00002	Audio Conferencing Pay Per Min Sub Per User	4587
1NZ-00004	Defender Endpoint Server Sub	1400
TRA-00047	ExchgOnlnPlan1 ShrdSvr ALNG SubsVL MVL PerUsr	95
JFX-00003	M365F3FullUSL ShrdSvr ALNG SubsVL MVL PerUsr	25
NK4-00002	Power BI Pro Sub Per User	18
7LS-00002	Project Plan3 Shared All Lng Subs VL MVL Per User	32
LK6-00004	Teams Phone Standard Sub Per User	650
MQG-00002	TeamsRoomsStand ShrdSvr ALNG SubsVL MVL PerDvc	120
9GS-00135	CIS Suite Datacenter Core ALng SA 2L	496
9GA-00313	CIS Suite Standard Core ALng SA 2L	988
395-02504	ExchgSvrEnt ALNG SA MVL	2
7JQ-00343	SQLSvrEntCore ALNG SA MVL 2Lic CoreLic	40
7NQ-00292	SQLSvrStdCore ALNG SA MVL 2Lic CoreLic	72
9EN-00198	SysCtrStdCore ALNG SA MVL 2Lic CoreLic	2004
6VC-01254	WinRmtDsktpSrvcsCAL ALNG SA MVL UsrCAL	244
	SCE Agreement	
QEJ-00003	VSEntSubw/GHEnt ALNG SA MVL	17
QEJ-00002	VSEntSubw/GHEnt ALNG SubsVL MVL	3
QEK-00003	VSProSubw/GHEnt ALNG SA MVL	22
125-00124	AzureDevOpsServer ALNG SA MVL	6
126-00196	AzureDevOpsServerCAL ALNG SA MVL UsrCAL	5

2.2 Microsoft – Cloud IQ CSP Extract

Product	Billing C	Created	Renewal	Quantity	State
Enterprise Mobility + Security E3	Enterprise Mobility + Security E3	Monthly	11.okt.19	12.okt.22	license(s) Active
Lagring	Microsoft Azure	Monthly	26.apr.21	1 license(s)	Active
Meeting Room	Microsoft Teams Rooms Standard	Monthly	16.jan.20	17.jan.23	license(s) Active
Microsoft 365 E3	Microsoft 365 E3	Monthly	11.mai.20	12.mai.23	license(s) Active
Microsoft 365 E5 Security	Microsoft 365 E5 Security			350 license(s)	Active
Microsoft 365 Phone System	Microsoft Teams Phone Standard			700 license(s)	Active
Office 365 E1	Office 365 E1	Monthly	09.jun.21	10.jun.23	license(s) Active
Office 365 Enterprise E3 (Government Pricing)	Office 365 Enterprise E3 (Government Pricing)	Monthly	05.mar.18	06.mar.23	license(s) Active
Power Apps per app plan	Power Apps per app plan	Monthly	01.mar.22	02.mar.23	license(s) Active
Power Apps per user plan	Power Apps per user plan	Monthly	01.mar.22	02.mar.23	license(s) Active
Power BI Pro (Government Pricing)	Power BI Pro (Government Pricing)	Monthly	04.mai.18	05.mai.23	license(s) Active
Project Online Professional	Project Plan 3	Monthly	16.okt.19	17.okt.22	license(s) Active
Visio Online Plan 2	Visio Plan 2	Monthly	18.okt.19	19.okt.22	license(s) Active
Windows 10 Enterprise E5 (Government)	Windows 10 Enterprise E5 (Government)	Monthly	12.jun.18	13.jun.23	license(s) Active

2.3 Microsoft – Azurerapport 1-22 - Extract

40 MNOK

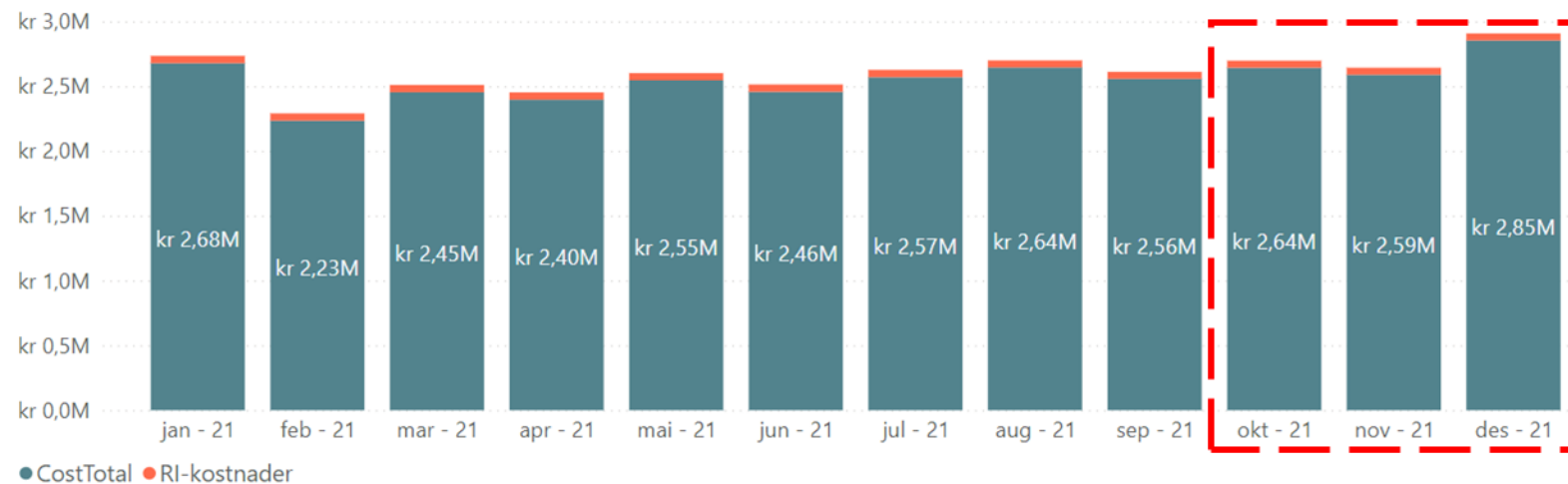
Estimert årlig Azurekostnad (inkl. reservasjonskostnad)
Basert på siste måneds kostnad

2.3 Microsoft – Azurerapport 1-22 - Extract

8,25 MNOK

Total Azurekostnad i måleperioden

1. oktober 2021 – 31. desember 2021

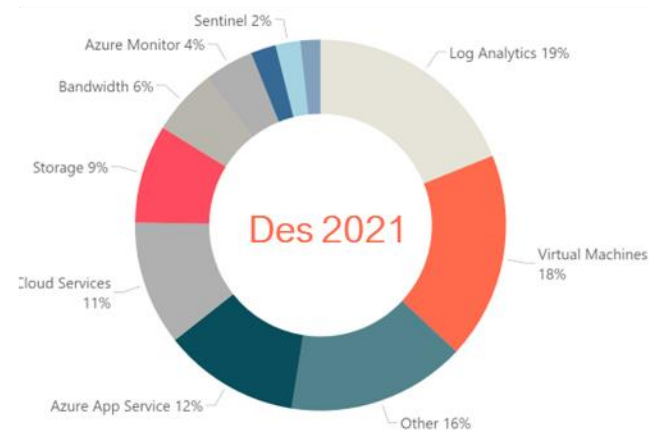


2.3 Microsoft – Azurerapport 1-22 - Extract

Azure - konsumbilde og trender

Økt konsum stammer hovedsakelig fra:

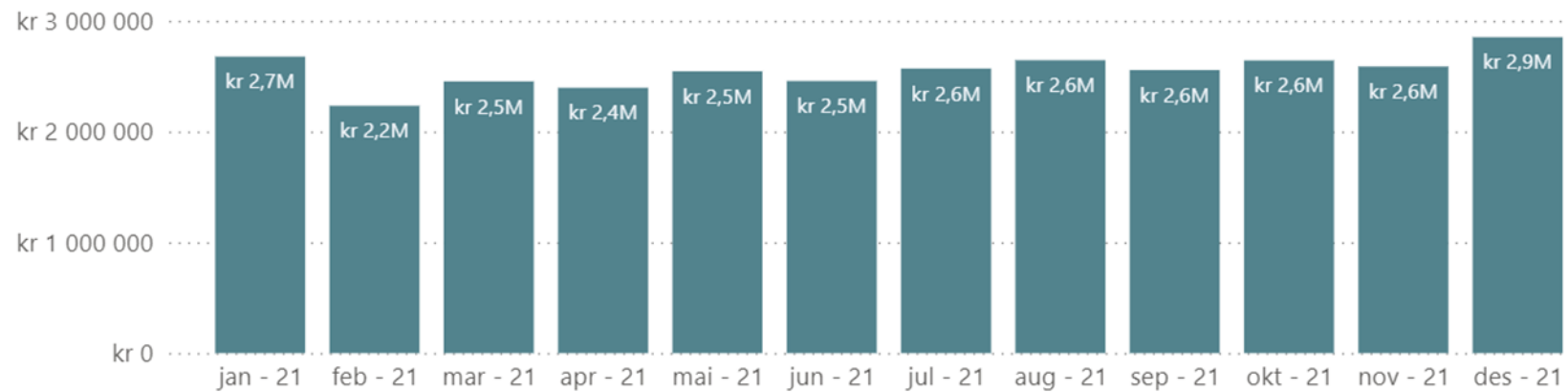
- Økt konsum av VMer
- Økt konsum av Log Analytics



Product Category	Spend des 21 (NOK)	% of spend	Est. Årlig forbruk (NOK)
Log Analytics	539 278	19 %	6 471 336
Virtual Machines	513 970	18 %	6 167 640
Storage	244 845	9 %	2 938 140
Redis Cache	50 141	2 %	601 692
MySQL	45 511	2 %	546 132
PostgreSQL	36 662	1 %	439 944
Total	Kr 1 430 407	51 %	kr 17 164 884

2.3 Microsoft – Azurerapport 1-22 - Extract

Siste 12 måneder



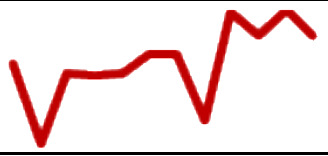


2.4 Microsoft – NRK_Microsoft Baseline and TrueUp - Extract

Product Title	Total Licenses	Expired Licenses	Assigned Licenses
Microsoft 365 E3	1	0	0
Office 365 E3	4 650	0	4 604
Microsoft 365 F3	25	0	10
Exchange Online (Plan 1)	95	0	59
Microsoft 365 Phone System	30	0	9
Windows 10 Enterprise E5	2	0	2
Microsoft 365 E5 Security	4 650	0	4 601
Enterprise Mobility + Security E3	4 632	0	5 013
Microsoft Defender for Endpoint Server	1 400	0	0
Microsoft Defender for Office 365 (Plan 1)	766	0	20
Project Plan 3	32	0	31
Visio Plan 2	21	0	21
Power BI Pro	18	0	18
Power BI (free)	Unlimited	0	120
Microsoft Teams Rooms Standard	120	0	105
Dynamics 365 P1 Trial for Information Workers	10 000	0	1
Dynamics 365 Customer Voice Trial	Unlimited	0	1
Microsoft Power Apps Plan 2 Trial	10 000	0	11
Microsoft Power Automate Free	10 000	0	1 844
PowerApps and Logic Flows	10 000	0	8
Rights Management Adhoc	10 000	0	0
Microsoft Stream Trial	Unlimited	0	51

2.4 Microsoft – NRK_Microsoft Baseline and TrueUp - Extract

Produkt	Produktgruppe	Lisens- metrikk	Lisenser EA / SCE	Andre lisenser	Bruks- rett
Windows OS					
Windows Server OS					
Microsoft CIS Datacenter 2-cores		2-Cores	448		448
Microsoft CIS Standard 2-cores		2-Cores	1 036		1 036
Microsoft Windows Server 2019 Standard		2-Proc		123	123
Microsoft Windows Server 2016 Standard		2-Proc			0
Microsoft Windows Server 2012 R2 Standard		2-Proc		650	650
Microsoft Windows Server 2012 Standard		2-Proc			0
Microsoft Windows Server 2008R2 Enterprise		Instance		0	0
Microsoft Windows Server 2008 R2 Standard		Instance			0
Microsoft Windows Server 2008 Standard		Instance		205	205
Microsoft Windows Server 2003 Standard		Instance			0
Microsoft System Center Datacenter		2-Proc		21	21
Microsoft System Center Standard 2-proc		2-cores	4 020		4 020
Microsoft Defender for Endpoint Server		Server	1 400		1 400
Application Server Platform					
Microsoft Exchange Server 2019 Enterprise		Device	2		2
Microsoft Exchange Server 2016 Enterprise		Device			0
Microsoft Exchange Server 2016 Standard		Device		6	6
Microsoft Exchange Server 2010 Standard		Device			0
Microsoft Skype For Business 2019 Server		Device	8		8
Microsoft SQL Server 2019 Enterprise 2-core (SA)		Core	40		40
Microsoft SQL Server 2019 Standard 2-core (SA)		Core	72		72
Microsoft SQL Server 2014 Standard 2-core		Core			0
Microsoft SQL Server 2012 Standard 2-core		Core			0
Microsoft SQL Server 2008R2 Standard 2-core		Core			0
Microsoft SQL Server 2008 Standard 1-proc		Proc		64	64
Microsoft Azure Dev Ops Server		Device	6		6
Visual Studio MSDN & Developer Tools					
Microsoft Visual Studio Enterprise 2019 (SA)		Named User	20		20
Microsoft Visual Studio Professional 2019 (SA)		Named User	22		22
Microsoft Azure Dev Ops Server		Device	6		6
Microsoft Azure Dev Ops Server CAL		Named User	5		5
Client Access License (CAL)					
Microsoft Skype For Business Server CAL		User	2 000		2 000
Microsoft Lync Plus CAL 2015		User	0	1 468	1 468
Microsoft Windows Remote Desktop Services CAL		User	244		244

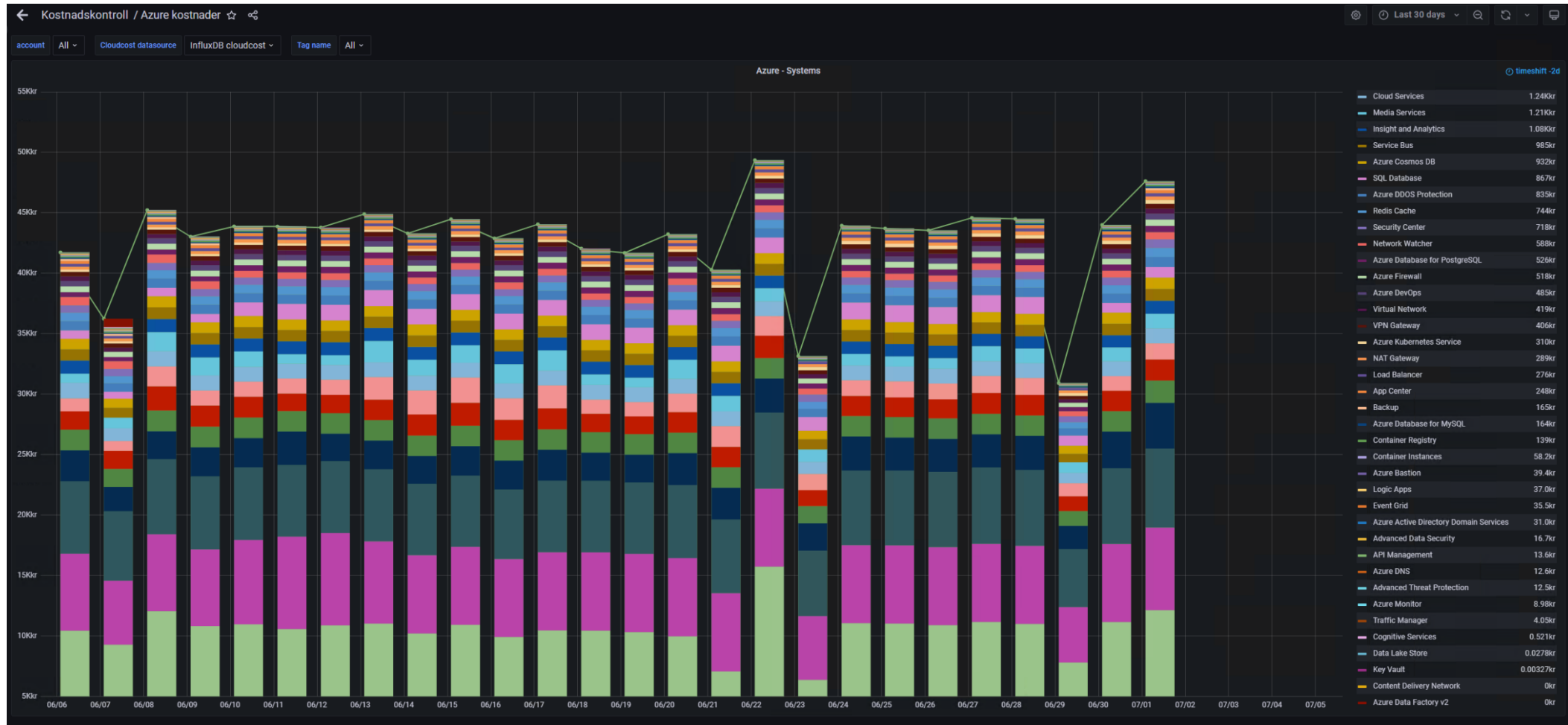
2.4 Microsoft – NRK_Microsoft Baseline and TrueUp - Extract

Nøkkeltall	Q4-15	Q1-16	Q2-16	Q3-16	Q4-16	Q1-17	Q2-17	Q3-17	Q4-17	Q1-18	Q2-19	Q2-21	TREND
Antall aktive klienter	7 814	7 236	7 747	7 733	7 748	7 875	7 883	7 413	8 170	8 018	8 194	8 018	
Antall aktive brukere	4 886	4 565	4 450	4 404	4 423	4 407	4 532	4 447	4 331	4 598	4 619	4 564	
Servere	1 818	1 787	1 788	1 790	1 797	1 950	1 890	1 873	1 873	1 925	2 034	1 446	

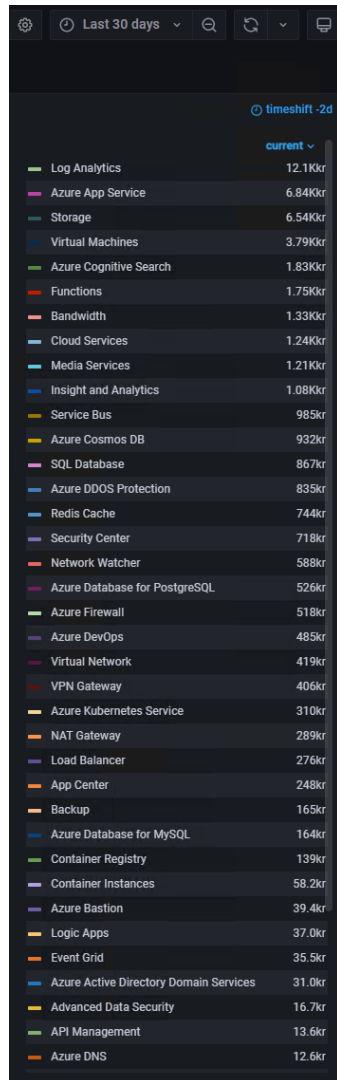
2.5 Microsoft – Azure related- Extract

Name	Product	Billing Cycle	Created	Renewal	Quantity	State	
Enterprise Mobility + Security E3	Enterprise Mobility + Security E3	Monthly	11 Oct 2019	12 Oct 2022	1 license(s)	Active	Edit
Lagring	Microsoft Azure	Monthly	26 Apr 2021		1 license(s)	Active	Edit
Meeting Room	Microsoft Teams Rooms Standard	Monthly	16 Jan 2020	17 Jan 2023	150 license(s)	Active	Edit
Microsoft 365 E3	Microsoft 365 E3	Monthly	11 May 2020	12 May 2023	1 license(s)	Active	Edit
Microsoft 365 E5 Security	Microsoft 365 E5 Security				350 license(s)	Active	Edit
Microsoft 365 Phone System	Microsoft Teams Phone Standard				700 license(s)	Active	Edit
Office 365 E1	Office 365 E1	Monthly	9 Jun 2021	10 Jun 2023	650 license(s)	Active	Edit
Office 365 Enterprise E3 (Government Pricing)	Office 365 Enterprise E3 (Government Pricing)	Monthly	5 Mar 2018	6 Mar 2023	470 license(s)	Active	Edit
Power Apps per app plan	Power Apps per app plan	Monthly	1 Mar 2022	2 Mar 2023	50 license(s)	Active	Edit
Power Apps per user plan	Power Apps per user plan	Monthly	1 Mar 2022	2 Mar 2023	1 license(s)	Active	Edit
Power BI Pro (Government Pricing)	Power BI Pro (Government Pricing)	Monthly	4 May 2018	5 May 2023	44 license(s)	Active	Edit
Project Online Professional	Project Plan 3	Monthly	16 Oct 2019	17 Oct 2022	38 license(s)	Active	Edit
Visio Online Plan 2	Visio Plan 2	Monthly	18 Oct 2019	19 Oct 2022	17 license(s)	Active	Edit
Windows 10 Enterprise E5 (Government)	Windows 10 Enterprise E5 (Government)	Monthly	12 Jun 2018	13 Jun 2023	2 license(s)	Active	Edit

2.5 Microsoft – Azure related- Extract



2.5 Microsoft – Azure related- Extract



The screenshot displays a cost management dashboard for the last 30 days. The interface includes a search bar, a refresh button, and a timeshift control set to -2d. A list of services is shown with their respective costs in Kr (Kilometers).

Service	Cost (Kr)
Log Analytics	12.1Kkr
Azure App Service	6.84Kkr
Storage	6.54Kkr
Virtual Machines	3.79Kkr
Azure Cognitive Search	1.83Kkr
Functions	1.75Kkr
Bandwidth	1.33Kkr
Cloud Services	1.24Kkr
Media Services	1.21Kkr
Insight and Analytics	1.08Kkr
Service Bus	985kr
Azure Cosmos DB	932kr
SQL Database	867kr
Azure DDOS Protection	835kr
Redis Cache	744kr
Security Center	718kr
Network Watcher	588kr
Azure Database for PostgreSQL	526kr
Azure Firewall	518kr
Azure DevOps	485kr
Virtual Network	419kr
VPN Gateway	406kr
Azure Kubernetes Service	310kr
NAT Gateway	289kr
Load Balancer	276kr
App Center	248kr
Backup	165kr
Azure Database for MySQL	164kr
Container Registry	139kr
Container Instances	58.2kr
Azure Bastion	39.4kr
Logic Apps	37.0kr
Event Grid	35.5kr
Azure Active Directory Domain Services	31.0kr
Advanced Data Security	16.7kr
API Management	13.6kr
Azure DNS	12.6kr