

PEDESTAL DIORAMA ETCHING (1)
 MODULE D7
PEDESTAL DIORAMA DARKROOM (2)
 MODULE D7
Pos. 2.9

see plan:
 NGM-ATB_D_1.5.6.0_01

Please also see light planning Details!
 See plan: NGM-ATB/BH_D_1.1.0.0_07

ATELIER BRÜCKNER
 ARCHITECTURE
 EXHIBITIONS
 SCENOGRAPHY

LEGEND

SPECIALISTS

M	MEDIEN
G	GRAPHIC
L	LIGHT
TGA	BUILDING TECHNOLOGY
	EXHIBITION ATB

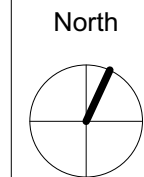
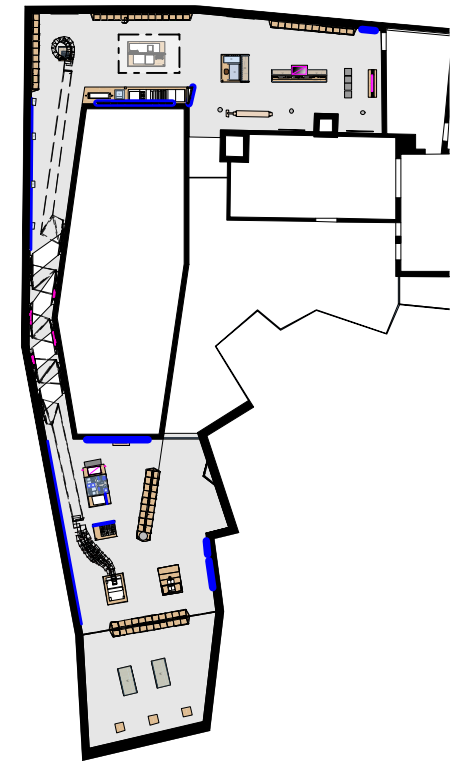
RELEASED

All measurements have to be revised carefully by the contractor/executor and compared with on-site situations. Differences concerning measurements or planning / stock have to be conveyed immediately to the designer. Details and drawings are only valid with annotation of approval by the designer.

MUST
 MUSEUM STAVANGER

NORWEGIAN PRINTING MUSEUM
 STAVANGER

KEY PLAN



DETAIL PLAN - MODULE D
 DIORAMA, PHOTO ENGRAVING OFFICE - M. D7

client **Museum Stavanger**
 Øvre Strandgate 88
 4005 Stavanger I Norwegian
 T. +47 40 60 17 01
 www.museumstavanger.no
 bitten.bakke@museumstavanger.no

planner exhibition scenography **ATELIER BRÜCKNER GMBH**
 Krefelder Strasse 32
 70376 Stuttgart I Germany
 T. +49 711 5000 77 116
 F. +49 711 5000 77 22
 ngm@atelier-brueckner.com

papersize	scale	unit	sign
DIN A1	1:50/20	mm	sm

filename
NGM-ATB_D_1.5.6.0_03

date	code	planningphase
13.09.2019	NGM-ATB	LPH 4 - DD

type	hierarchy	no.	index
D	1.5.6.0	03	00

pedestal top, outside 4 sides closed, wood, acc. to material list, ca. 18mm, mitre joint, inside light facility with lamellas acc. to light planner:
 see detail:
 NGM-ATB/BH_D_1.1.0.0_04

exhibit: Redlight lamp: to be newly wired and equipped with red lamp, suspended from pedestal top

WALLS: REVERSIBLE, NON VISIBLE FIXING, FOR GRAPHIC PRINT AND EXCHANGEABILITY

Table cover/showcase top for existing tabel, non air-tight, glass, acc. to material list, mitre joint, measurements to be taken from exhibit

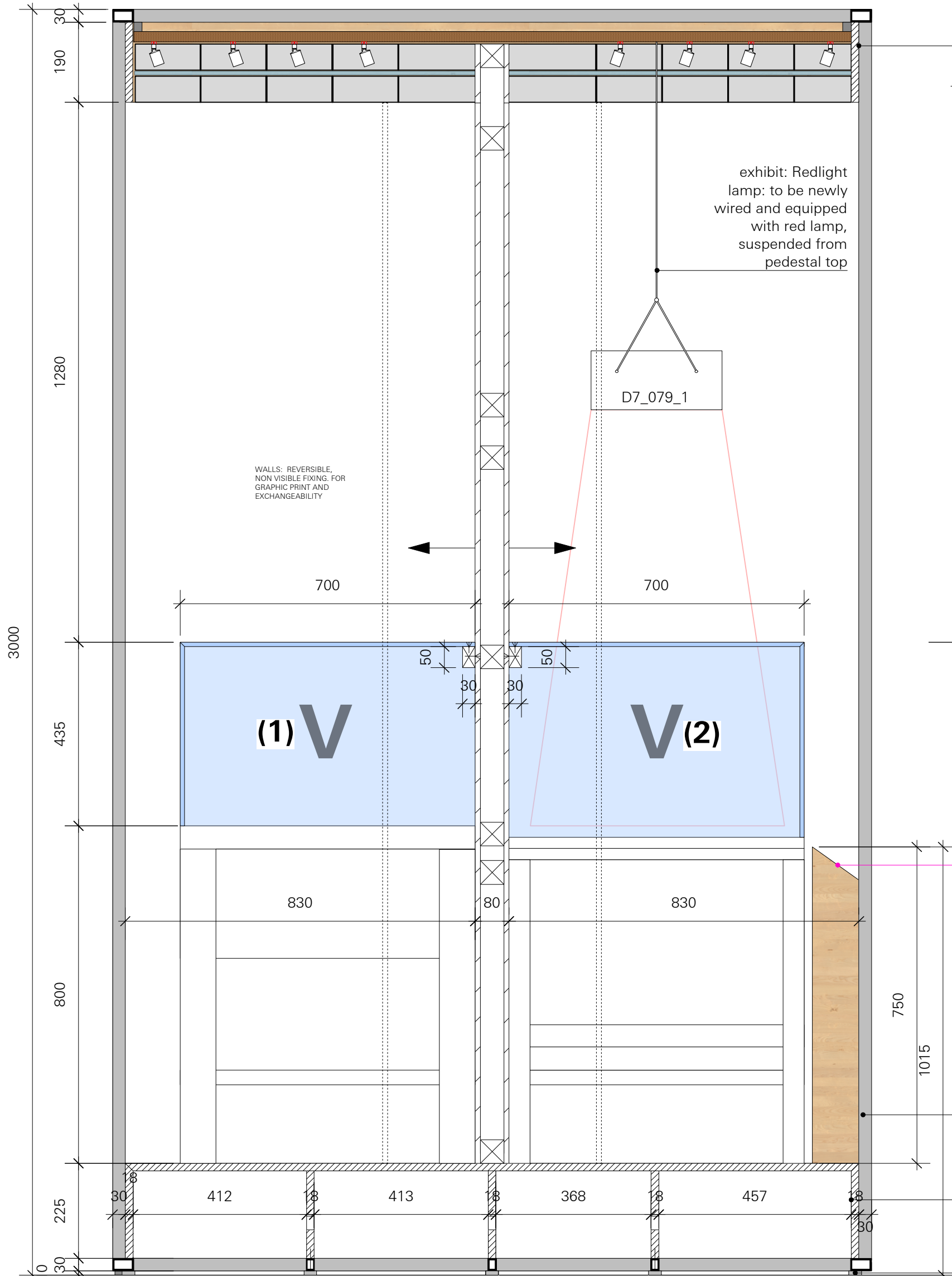
Triggerpoint pillar, permanent power required, provided via floorbox see also plan: NGM-ATB_D_1.0.1.0_03

graphic, printed on wood, trigger point glued from bottom side with whole, acc. to General Trigger point detail: see plan: NGM-ATB_D_1.0.1.0_03

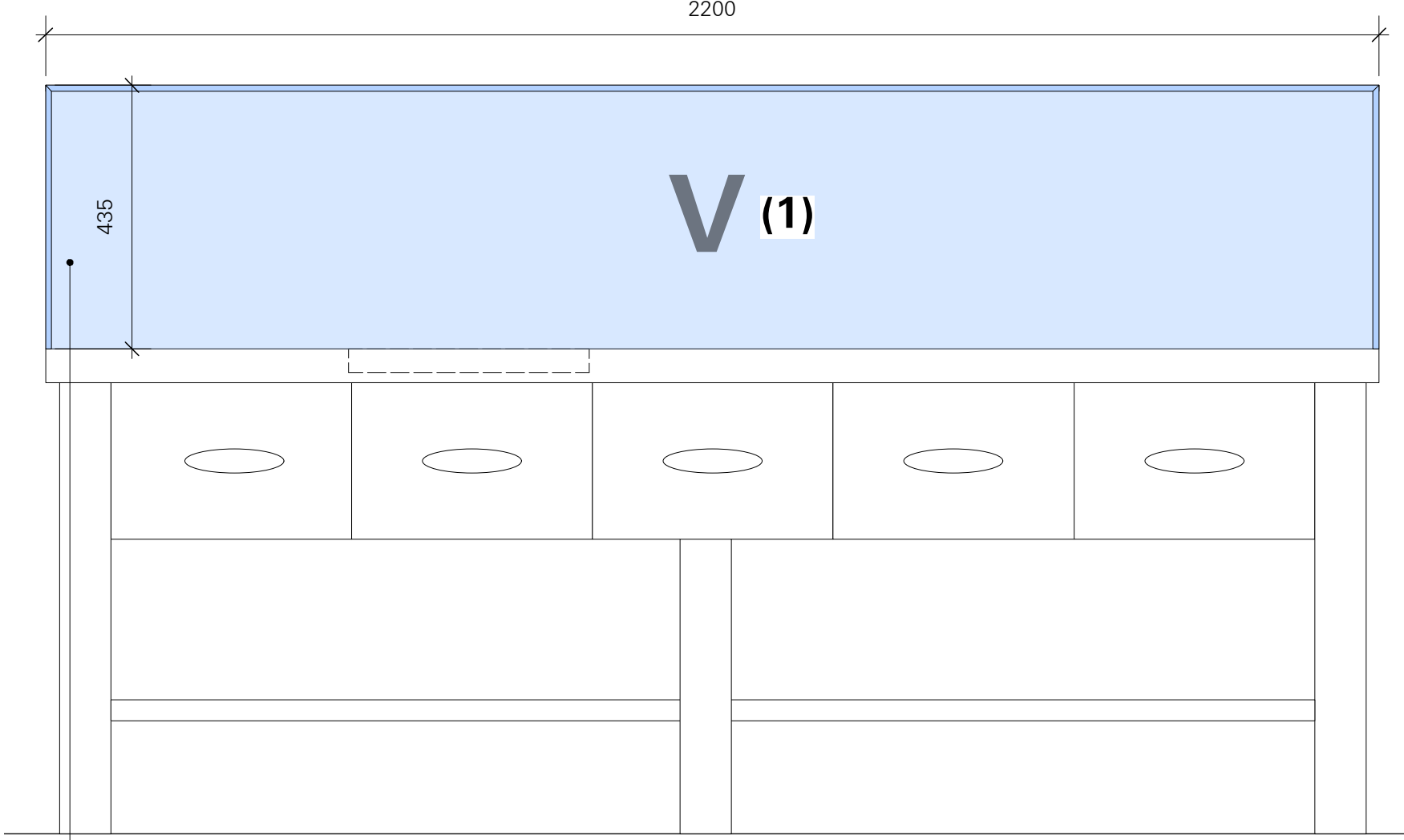
steel frame, acc. to material list, d= ca. 30mm, mitre joint, edges clean welded

pedestal base, 5 sides closed, wood acc. to material list, ca. 18mm, mitre joint, laquered

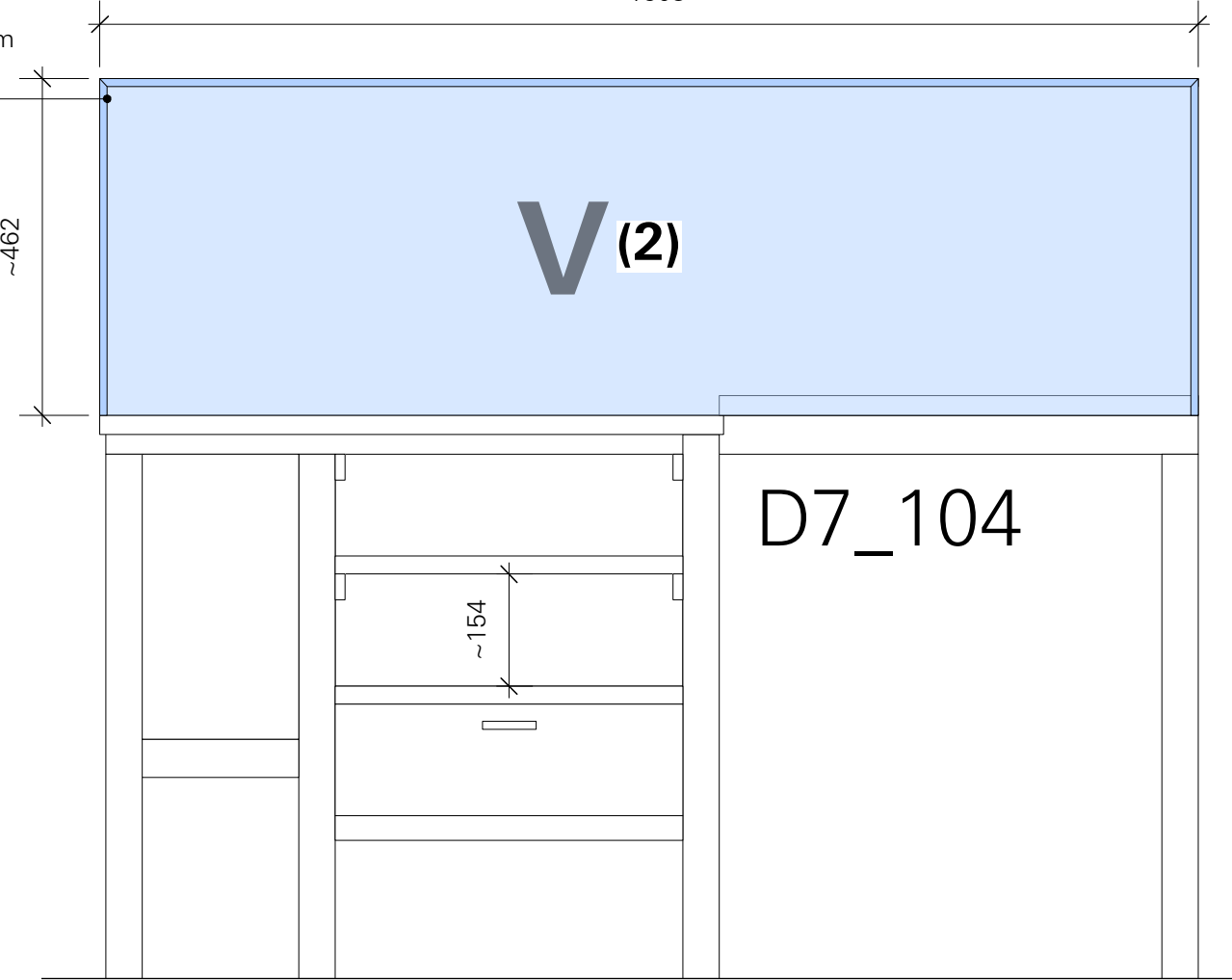
height adjustable feet in steelframe, material suitable for flooring



SECTION PEDESTAL - PHOTO ENGRAVING OFFICE
 MODULE D7
 M 1:20



FRONT VIEW TABLE COVER 1
 MODULE D7
 M 1:10



FRONT VIEW TABLE COVER 2
 MODULE D7
 M 1:10