

FORKLARINGER

1. I dette prosjektet benyttes merkesystemet TFM
2. -
3. -





































ANVISNINGER

1. -
2. -
3. -


HENVISNINGER

1. Merkesystemet er definert i Statsbyggs PA 0802 Tverrfaglig merkesystem (TFM)
2. -
3. -


Symbolliste

 Automat [XF]	 Bryter, sluttekontakt, generell	 DC forsyning	 Bryter 1-polt
 Effektbryter [XQ]	 Brytekontakt, generell	 Omformer	 Bryter 2-polt
 Kombivern [XF]	 Kontaktor	 Overspenningsavleder	 Bryter 3-polt
 Jordfeilbryter [QE]	 Kontaktor m/Automatisk utløsning	 Transformator	 Termostat
 Lastskillebryter [XQ]	 Hovedsluttekontakt	 Amperetime-måler	 Fotocelle
 Sikringskillebryter [XQ]	 Hovedsluttekontakt	 Energiforbruksmåler	 Vender
 Sikringsbryter [XQ]	 Jordfeilvarsler	 Strømtransformator	 Stikkontakt dobbel m/Jord
 Sikringslastskillebryter [XQ]	 Jord		 Stikkontakt m/Jord
 Skillebryter [XQ]	 Kryssreferanse		 Ovn
 Rekkelemme [XX]			 Lysarmatur

Lavspenningskabel 50 til 1000V [KW]
Lavspenningskabel < 50V [KX]

F01	2019-04-05	Anbudstegning	geabe	gojoh	kjron	
Rev.	Dato	Beskrivelse	Utarbeidet	Fagkontroll	Godkjent	
Kunde		Renovering TUS	Spenning 230 V		Hovedstrøm - A	
Trysil Kommune		Underfordeling i plan 2	Frekvens 50 Hz		Ik.max/Ik.min -/- kA	
Prosj.nr 06352		Teknisk rom 212	Ford.system IT		Kapsling IP2X	
		Enlinjeskjema for fordeling	Tegningsnr.		Oppdragsnr.	Bl.nr.
		GR. 2-E, Sakkyndig betjening	Lay_E-433-61-TUS-02-2E		5190386	01
					Ant.bl.	Rev.
					02	F01

Dette dokumentet er utarbeidet av Norconsult AS som del av det oppdraget som fremgår nedenfor. Opphavsretten tilhører Norconsult AS. Dokumentet må bare benyttes til det formål som oppdragsavtalen beskriver, og må ikke kopieres eller gjøres tilgjengelig på annen måte eller i større utstrekning enn formålet tilsier.

Symboler	Kursnr. Kabelnr. R.Kl.nr.	Vern	Type kurs Plassering Kabeltype	Last Lengde Forl.	Merknad Merknad Merknad
	Q01 - -	INS160 - -	Hovedbryter Fra 432.001 -	- - -	- - -
	Q02 - -	3x63 A Effektbryter -	Ventilasjonsanlegg Teknisk rom 212 -	- - -	- - -
	Q03 - -	100A Effektbryter -	Stiger til 433.107 UF skolekjøkken plan 1, rom 107 -	- - -	- - -
	XF04 - -	2x16 A/C 30mA -	Stikk Teknisk rom 212 PFXP 3G2,5 CU	- - -	- - -